

TACOMA COMMUNITY CLIMATE ACTION PLAN








APPENDIX 2





APPENDIX 2, NEXT MOVES IMPLEMENTATION ACTIONS




We have developed 46 near-term, high impact Actions for the City to pursue by 2024. There is no one solution to reducing our emissions. We need to implement all of these actions to achieve our emissions goal, achieve the many co-benefits, and significant cost-savings. We have highlighted 10 actions that will jump-start implementation of the full Plan, these are bolded in the following table. All actions provide opportunities to inform, educate, and engage with our communities. We must use these and other tools available to us, like regulations and incentives, to be effective. All actions must contribute to our anti-racist, just transition away from fossil fuels, and must be implemented to increase benefits to and decrease burdens for our BIPOC and other frontline communities.

Many of these actions will require further City Council action, whether that be approving funding, or developing and approving legislation. This is just the list of prioritized high impact actions that will help the City Council achieve our climate goals. But implementing these actions will require additional authorization from our leaders. For each action, we have set 2024 Outputs and identified lead City departments, supporting departments and key partners, relevant Tacoma City Council priorities, other City plans and policies the action relates to, the estimated cost to implement, and whether it is a one-time or on-going cost. Additionally, we have chosen to highlight action links to three important topics - job opportunities, climate adaptation, and equity. These links, where relevant, are represented by a J (jobs), A (adaption), and E (equity) in the far right column of the Implementation Actions Table.

#	STRATEGY FOR A BETTER TACOMA	ACTION	2024 OUTPUT	LEAD DEPT	COUNCIL PRIORITY	CITY COST ESTIMATE	LOCAL ECONOMY & ADAPTATION
				SUPPORTING DEPT/ KEY PARTNERS	TIES TO OTHER PLANS, POLICIES	ONE-TIME OR ONGOING ANNUAL COST	JOB (\$) / ADAPTATION (🌳) / EQUITY (⚖️)
NATURAL SYSTEMS AND LOCAL FOOD							
Tacoma’s natural systems not only provide shade and cooling during extreme heat events, they help to filter water and reduce the severity of flooding events, improve air quality, and improve residents’ mental health. Strengthening and expanding local food and farms supports food security and resilience, reduces the energy and emissions required to transport food, and increases healthy food options in the city.							
3	Together	Fund community food-growing or food-sharing projects, including community gardens, food forests, orchards, farms, or food rescue efforts; use suitable right-of-way and other public properties to address land access issues.	10 community food projects are funded with 2/3 of funding going to low or very low opportunity neighborhoods	Office of Environmental Policy & Sustainability (OEPS)	Access, health, livable wage jobs, community safety	\$100,000	
				CoT Real Property Services, Harvest Pierce County, other community partners	Comprehensive Plan, Economic Development Strategic Plan, Urban Forest Management Plan	One-time	
8	Living	Update and adjust municipal code to encourage small-scale urban agriculture, community food-growing projects, private gardening, and small-scale food making businesses; develop clear information about regulations, opportunities, and project checklists.	a) Agriculture and food business regulations are improved or established	Office of Environmental Policy & Sustainability	Access to Infrastructure, Health, Livable Wage Jobs	<\$100,000	
			b) Informational materials have been developed, published, and distributed	Planning & Development Services Harvest Pierce County	Comprehensive Plan, Economic Development Strategic Plan	One-time	 



#	STRATEGY FOR A BETTER TACOMA	ACTION	2024 OUTPUT	LEAD DEPT	COUNCIL PRIORITY	CITY COST ESTIMATE	LOCAL ECONOMY & JOBS (\$) / ADAPTATION (🌳) / EQUITY (⚖️)
				SUPPORTING DEPT/ KEY PARTNERS	TIES TO OTHER PLANS, POLICIES	ONE-TIME OR ONGOING ANNUAL COST	
18	Breathing	Integrate existing City asset management programs with urban forestry and natural system management strategies, to align project planning, construction, and maintenance efforts.	a) 5,000 City trees and natural systems classified and recorded as capital assets each year	Surface Water Mgmt	Access to Infrastructure	<\$100,000	
			b) Complete Watershed Action Plan prioritizing opportunities for tree and natural systems solutions	OEPS, Public Works, Metro Parks Tacoma, other community partners	Urban Forest Management Plan	Ongoing	
23	Breathing	Designate 8 FTEs, including existing staff and/or new hires, for management and care of Tacoma's urban forests. This includes a new arborist crew and new landscape architect.	8 FTEs (4 new) working on urban forestry initiatives	Office of Environmental Policy & Sustainability	Operational Effectiveness	\$500,000	
				Public Works, Planning & Development Services, Surface Water Mgmt, Pierce Conservation District, Metro Parks	Urban Forest Management Plan	Ongoing	
32	Opportunities	Partner to establish a job training program focusing on at-risk individuals such as young adults, recently incarcerated, and/or people experiencing homelessness, for urban forest and natural systems stewardship to facilitate the planting and/or care of 10,000 trees annually. (City-led and partnership plantings)	1st cohort of young adults trained	Office of Environmental Policy & Sustainability	Livable Wage Jobs	\$100,000 - \$500,000	  
				Surface Water Management, Metro Parks, Pierce Conservation District, other community partners	Urban Forest Management Plan	Ongoing	




#	STRATEGY FOR A BETTER TACOMA	ACTION	2024 OUTPUT	LEAD DEPT	COUNCIL PRIORITY	CITY COST ESTIMATE	LOCAL ECONOMY & ADAPTATION
				SUPPORTING DEPT/ KEY PARTNERS	TIES TO OTHER PLANS, POLICIES	ONE-TIME OR ONGOING ANNUAL COST	JOBS (\$) / EQUITY (🌳/⚖️)
34	Opportunities	Conduct a feasibility study for a community food hub, including a commercial kitchen, food processing, storage, and market and business space. In conducting the study, involve stakeholders, evaluate potential partnerships; consider micro-financing and technical support approaches for new and existing food businesses.	Feasibility study is funded and stakeholders are involved	Community and Economic Development	Access, Livable Wage Jobs	\$100,000	  
				Office of Environmental Policy & Sustainability, Real Property Services, Tacoma Pierce County Health Dept.	Comprehensive Plan, Economic Development Strategic Plan	One-time	
39	Prepared	Develop a climate change ready urban landscape and habitat strategy that includes: updated critical areas and biodiversity maps, inventory and analysis of high priority habitats for protections, code recommendations, goals for enhancements and new protections (purchase or easements), and public engagement.	Strategy developed	Planning & Development Services	Health	\$100,000-\$200,000	
				Office of Environmental Policy & Sustainability, Surface Water, Public Works, Puyallup Tribe, Pierce Conservation District, other community partners		One-Time	

#	STRATEGY FOR A BETTER TACOMA	ACTION	2024 OUTPUT	LEAD DEPT	COUNCIL PRIORITY	CITY COST ESTIMATE	LOCAL ECONOMY & JOBS (\$) / ADAPTATION (🌳) / EQUITY (⚖️)
				SUPPORTING DEPT / KEY PARTNERS	TIES TO OTHER PLANS, POLICIES	ONE-TIME OR ONGOING ANNUAL COST	
40	Prepared	Establish, fund, and implement right-of-way tree maintenance program focused in high heat, low & very low opportunity equity neighborhoods. Include policy, protocols, and standards.	Program established and 3,000 trees actively maintained	Office of Environmental Policy & Sustainability	Health, Community Safety	\$500,000	 
				Surface Water Mgmt, Public Works	Urban Forest Management Plan	Ongoing	
44	Prepared	Assess conditions of seawalls, piers, revetments, shoreline infrastructure, open spaces, parks, and habitat to identify length of service, repair, and maintenance. Work with partners to develop a Sea Level Rise Master Plan and monitoring program to track sea level and shoreline changes at key locations (e.g., Tideflats, Ruston Way, Titlow, Foss) to determine needed adaptation actions.	a) Sea Level Rise Master Plan	Public Works, Environmental Services	Access to Infrastructure, Community Safety	\$100,000 - \$500,000	
			b) Built and Natural Asset Baseline Condition Assessment	Puget Sound Partnership, higher education institutions, Metro Parks, Port of Tacoma, Puyallup Tribe, Tacoma Public Utilities	Capital Facilities Plan, Shoreline Master Plan, Critical Areas Protection Ordinance and Comprehensive Plan	One-time	
			c) Monitoring Plan	Transmission & Distribution			


MOBILITY AND LAND USE





44% of Tacoma’s 2019 emissions came from transportation. Vehicle electrification offers the single greatest opportunity for Tacoma to reduce its GHG emissions, which would put the city on track to meeting its net zero target and significantly improve the quality of air that Tacomans breathe. Increasing active travel and transit modes can ensure equitable access to jobs and services city-wide, and improve residents’ health through regular exercise. Community safety and social interactions can also be improved from having more eyes on the street and interactions as people encounter one another on sidewalks, trails, and public spaces.

#	STRATEGY FOR A BETTER TACOMA	ACTION	2024 OUTPUT	LEAD DEPT	COUNCIL PRIORITY	CITY COST ESTIMATE	LOCAL ECONOMY & ADAPTATION JOBS (\$) / EQUITY (🌱)
				SUPPORTING DEPT/ KEY PARTNERS	TIES TO OTHER PLANS, POLICIES	ONE-TIME OR ONGOING ANNUAL COST	
9	Living	Develop and implement a funding plan to complete the City's bike and pedestrian network and Safe Routes to School improvements by 2050; new funding sources could include voter approved (Streets Initiative), impact fees, surface parking tax, etc.	Funding Plan complete and new funding sources secured	Public Works	Access to Infrastructure, Community Safety	<\$100,000	 
					Transportation Master Plan		
10	Living	Increase staff capacity to coordinate on transit projects and implement the green transportation hierarchy, which prioritizes the movement of people over the movement of cars with pedestrians, bicyclists, and transit riders as the top priorities. Coordinate land use changes with high-capacity transit investments to support transit-oriented development.	<p>Internal review of processes and barriers to transit projects completed</p> <p>b) Staff members hired to manage transit coordination activities and land use changes</p> <p>c) Pilot station area plans with land use proposals to support high-capacity transit</p> <p>d) Develop corridor designs to support high capacity transit and active transportation connections along planned routes</p>	Public Works, Planning & Development Services	Access to Infrastructure	\$100,000 - \$500,000	
				Pierce Transit, other community partners	Transportation Master Plan		



#	STRATEGY FOR A BETTER TACOMA	ACTION	2024 OUTPUT	LEAD DEPT	COUNCIL PRIORITY	CITY COST ESTIMATE	LOCAL ECONOMY & ADAPTATION JOBS (\$) / EQUITY (🌱)
				SUPPORTING DEPT/ KEY PARTNERS	TIES TO OTHER PLANS, POLICIES	ONE-TIME OR ONGOING ANNUAL COST	
11	Living	<p>Increase staffing and funding for community programming that provides easy entry opportunities for community members to access active transportation and transit (i.e. open streets events, InMotion residential outreach programs, e-bikes for essential workers, micromobility access, play streets, parklets, etc). Prioritize equity when developing and supporting projects and initiatives.</p>	<p>Community engagement has been undertaken to identify desired programs</p> <p>b) Staff member hired to manage active transportation programs, events, and partnerships</p> <p>c) 5 programs/ initiatives supported and user surveys positive</p>	Public Works	Access to Infrastructure	\$100,000 - \$500,000	 
				Pierce Transit, other community partners	Transportation Master Plan		
12	Living	<p>Update City policies and practices to design and implement streets that are safe, equitable, and accessible. Update the Design Manual to reflect best practices in active transportation & transit design and safety for all road users. Strengthen internal policies to require Complete Streets implementation on all projects that impact the street, including repaving, chipsealing, and re-striping projects.</p>	<p>Design Manual updated</p> <p>Internal policies updated and implemented</p>	Public Works	Access to Infrastructure, Community Safety	<\$100,000	
				Pierce Transit	Transportation Master Plan		

#	STRATEGY FOR A BETTER TACOMA	ACTION	2024 OUTPUT	LEAD DEPT	COUNCIL PRIORITY	CITY COST ESTIMATE	LOCAL ECONOMY & ADAPTATION JOBS (\$) / EQUITY (🌱)
				SUPPORTING DEPT/ KEY PARTNERS	TIES TO OTHER PLANS, POLICIES	ONE-TIME OR ONGOING ANNUAL COST	
17	Living	Improve land use density bonuses and tax credits to require efficient zero carbon energy and green building certification.	Land use zoning codes and multifamily tax credits updated	Planning & Development Services	Housing	<\$100,000	
				Community and Economic Development-Housing	Affordable Housing Action Strategy		
19	Breathing	Provide support to Pierce Transit to develop a zero emission transit plan and help Pierce Transit compete effectively for state & federal funding opportunities.	Plan developed and being implemented	Tacoma Power	Access to Infrastructure	<\$100,000	
				Pierce Transit, Public Works	Tacoma Power Transportation Electrification Plan		
20	Breathing	Continue to support and update zoning and development standards to ensure new development supports active transportation, transit ridership, and integrated public and private urban design features and minimizes parking requirements and uses parking management strategies to meet City affordability and sustainability goals.	Best practices in active mobility and people-centred design are clearly outlined in the code or Design Manual	Planning & Development Services	Access to Infrastructure	<\$100,000	
				Public Works, Tacoma Power	Community and Economic Development Strategy		



#	STRATEGY FOR A BETTER TACOMA	ACTION	2024 OUTPUT	LEAD DEPT	COUNCIL PRIORITY	CITY COST ESTIMATE	LOCAL ECONOMY & JOBS (\$)/ ADAPTATION (🌱)/ EQUITY (⚖️)
				SUPPORTING DEPT/ KEY PARTNERS	TIES TO OTHER PLANS, POLICIES	ONE-TIME OR ONGOING ANNUAL COST	
21	Breathing	Support and prioritize federal and state funding for electric vehicle and e-bike use in low & very low opportunity neighborhoods.	2/3 of funding going to low and very low opportunity neighborhoods	Office of Environmental Policy and Sustainability, Public Works, Tacoma Power	Access to Infrastructure	\$1 million - \$10 million	
					Tacoma Power Transportation Electrification Plan		
22	Breathing	Support zero emission technology innovation in the marine, trucking and rail sector.	a) 5 projects initiated in the Tideflats	Tacoma Power Tacoma Rail	Access to Infrastructure	>\$10 million	
		a) Actively partner with NW Seaport Alliance and Port of Tacoma on projects. b) Tacoma Rail demonstrates leadership by prioritizing air pollution reductions in new Strategic Plan and piloting innovative clean technology as available.	b) Strategy developed	Northwest Seaport Alliance & Port of Tacoma	Tacoma Power Transportation Electrification Plan, Northwest Seaport Alliance Clean Air Strategy		




#	STRATEGY FOR A BETTER TACOMA	ACTION	2024 OUTPUT	LEAD DEPT	COUNCIL PRIORITY	CITY COST ESTIMATE	LOCAL ECONOMY & JOBS (\$) / ADAPTATION (🌳) / EQUITY (⚖️)
				SUPPORTING DEPT/ KEY PARTNERS	TIES TO OTHER PLANS, POLICIES	ONE-TIME OR ONGOING ANNUAL COST	
41	Prepared	Coordinate with partner agencies to expand public access to cooling and air quality relief centers within every neighborhood. Ensure adequate distribution of water and N95 masks for unhoused community members.	Each neighborhood has climate resilient public spaces accessible & open during unhealthy events	Emergency Management, Neighborhood and Community Services	Community Safety, Health	\$100,000 - \$1 million	 
				Tacoma Public Library, Metro Parks, Tacoma Public Schools, Tacoma-Pierce Co. Health Department, other community partners	Emergency Management Plan		
45	Prepared	Conduct a study focusing on flooding impacts to critical roads, other infrastructure and steep slopes due to increasing intense rainfall events. Integrate findings into City development codes, emergency management and capital planning.	Flooding vulnerability study complete	Environmental Services, Public Works	Community Safety	\$100,000	 
				Emergency Management, Planning & Development Services	Transportation Master Plan, Capital Facilities Plan, Planning & Development Services Strategic Plan	One-time	

#	STRATEGY FOR A BETTER TACOMA	ACTION	2024 OUTPUT	LEAD DEPT	COUNCIL PRIORITY	CITY COST ESTIMATE	LOCAL ECONOMY & JOBS (\$) / ADAPTATION (🌱) / EQUITY (⚖️)
				SUPPORTING DEPT/ KEY PARTNERS	TIES TO OTHER PLANS, POLICIES	ONE-TIME OR ONGOING ANNUAL COST	
BUILDINGS AND ENERGY							
In 2019 buildings accounted for 20% of Tacoma’s GHG emissions. Key actions to reduce Tacoma’s emissions from buildings include switching natural gas heating systems to electric heat pumps, retrofitting existing buildings, and ensuring that new buildings meet net zero standards.							
6	Together	Work with existing networks and organizations to create and support Sustainable Industrial and Manufacturing Collaborative/Roundtable. Assist in development of low carbon transition opportunities for existing businesses including funding, incentives, technical assistance, and education including new fuels and technology.	Collaborative Roundtable developed and active	Community and Economic Development	Livable Wage Jobs	<\$100,000	\$
				Office of Environmental Policy and Sustainability, Tacoma Power, Port of Tacoma, Manufacturing Industrial Council,, Dome District	Tide flats Subarea Planning Process, Community and Economic Development Strategy	ongoing	
13	Living	Aggressively implement Affordable Housing Action Strategies for a) Creating More Units of Housing near transit-oriented development, b) Keeping Housing Affordable for All and in Good Repair	Complete Home in Tacoma Phase 1 and 2	Community and Economic Development, Housing	Housing	>\$10 million	⚖️
				City Manager's Office, Planning & Development Services, Environmental Services, Tacoma Public Utilities	Affordable Housing Action Strategy	ongoing	

#	STRATEGY FOR A BETTER TACOMA	ACTION	2024 OUTPUT	LEAD DEPT	COUNCIL PRIORITY	CITY COST ESTIMATE	LOCAL ECONOMY & JOBS (\$)/ADAPTATION (E)/EQUITY (A)
				SUPPORTING DEPT/KEY PARTNERS	TIES TO OTHER PLANS, POLICIES	ONE-TIME OR ONGOING ANNUAL COST	
14	Living	<p>Collaborate with private and public partners to prioritize, support and create residential and commercial building retrofit solutions with:</p> <p>a) Increased access and awareness to codes, loans and incentives for energy efficient heating/cooling, windows insulation and decarbonization;</p> <p>b) Seek grant funding to pilot single and multifamily decarbonization retrofit program. Prioritize funding for rentals and income-qualified individuals.</p>	<p>a) Communication Plan developed to promote local energy efficiency incentives, codes and decarbonization programs. roundtable established with local realtors and local banks</p> <p>b) Program for residential decarbonization established, funded and marketed by COT and collaborating with and using the existing resources of Tacoma Public Utilities Energy Efficiency programs to ensure that new electricity loads are efficient</p> <p>c) 30 buildings retrofit, 2/3 of these are in low opportunity equity neighborhoods</p> <p>d) Staff training on codes, energy efficiency programs and decarbonization programs established, 10 new collaborations created</p>	Office of Environmental Policy and Sustainability, Community and Economic Development-	Affordable Housing, Livable Wage Jobs	\$1 million -\$2 million	
				Planning & Development Services, Tacoma Power, Tacoma Housing Authority, Tacoma-Pierce County Health Department, + community partners	Affordable Housing Action Strategy, Historic Preservation Program	One-time	 

#	STRATEGY FOR A BETTER TACOMA	ACTION	2024 OUTPUT	LEAD DEPT	COUNCIL PRIORITY	CITY COST ESTIMATE	LOCAL ECONOMY & JOBS (\$)/ADAPTATION (🌱)/EQUITY (⚖️)
				SUPPORTING DEPT/KEY PARTNERS	TIES TO OTHER PLANS, POLICIES	ONE-TIME OR ONGOING ANNUAL COST	
15	Living	Improve commercial energy codes to reduce most fossil fuel use, and require enhanced efficiency and health standards in coordination with Regional Code Council.	Codes Adopted by Council	Planning & Development Services	Affordable Housing, Health	<\$100,000	
				Office of Environmental Policy and Sustainability, Tacoma Power	Decarbonization Resolution	one-time	
16	Living	Explore residential carbon score and commercial benchmarking and disclosure. Include retro commissioning requirements. Review other jurisdictions and plans for best practices and draft a program for Tacoma.	Program is being implemented that leads to measures being taken	Office of Environmental Policy and Sustainability	Affordable Housing	<\$100,000	\$
				Tacoma Power		ongoing	
25	Resource Use	Using data from new advanced water meter infrastructure, communicate and educate residents and businesses about water consumption patterns and probable leaks. Encourage and support timely leak repair.	Reduction in water leak adjustments for both residential and commercial customers Reduced per-person water use during the summer months	Tacoma Water	Operational effectiveness	<\$100,000	
					Water Conservation Plan	ongoing	

#	STRATEGY FOR A BETTER TACOMA	ACTION	2024 OUTPUT	LEAD DEPT	COUNCIL PRIORITY	CITY COST ESTIMATE	LOCAL ECONOMY & JOBS (\$)/ADAPTATION (🌳)/EQUITY (⚖️)
				SUPPORTING DEPT/KEY PARTNERS	TIES TO OTHER PLANS, POLICIES	ONE-TIME OR ONGOING ANNUAL COST	
42	Prepared	Work with Health Dept to provide filter fans for at-risk community members to assist in mitigating wildfire smoke in their homes and businesses.	2500 fans distributed	Office of Environmental Policy and Sustainability	Health	<\$100,000	 
				Health Dept, Emergency Mgmt, Neighborhood and Community Services, other community partners	Emergency Management Plan	ongoing	
46	Prepared	Include in 2024 Tacoma Power Integrated Resource Plan analysis of a scenario consistent with the City of Tacoma's "Net-Zero Scenario" to ensure adequate electricity supply for transportation electrification, electrification of building heating, and electrification of industrial process load. Include in the Integrated Resource Plan any analysis from Tacoma Power's Transmission and Distribution Section investigating ways to upgrade or manage the distribution system to enable electrification.	Updated 2024 Integrated Resource Plan Report that identifies Tacoma Power's preferred resource portfolio expected to meet a wide range of potential future demands while maintaining resource adequacy and ensuring equitable distribution of costs and benefits	Tacoma Power Power Management, Transmission and Distribution	Access to Infrastructure	\$100,000 -\$500,000	
				Tacoma Power-Long Term Planning	Tacoma Power Integrated Resource Plan	one-time	


#	STRATEGY FOR A BETTER TACOMA	ACTION	2024 OUTPUT	LEAD DEPT	COUNCIL PRIORITY	CITY COST ESTIMATE	LOCAL ECONOMY & ADAPTATION
				SUPPORTING DEPT/ KEY PARTNERS	TIES TO OTHER PLANS, POLICIES	ONE-TIME OR ONGOING ANNUAL COST	JOBS (\$) / EQUITY (🌱)
CONSUMPTION AND MATERIAL MANAGEMENT							
Waste and wastewater were responsible for 6% of Tacoma’s emissions in 2019. Emissions from the consumption and production of goods used in the city but produced elsewhere would likely double the city’s entire emissions if they were to be accounted for. Key actions in this area include ramping up waste reduction and recycling efforts and creating new opportunities for residents and businesses to participate in a circular economy.							
2	Together	Increase financial support for partners and community groups leading on waste prevention actions. Seek out and develop new opportunities to reach more diverse community members and organizations.	10 new partnerships established and partners rate our support "good" through annual survey	Solid Waste Management		\$100,000	 
				Office of Environmental Policy and Sustainability, other community partners	Sustainable Materials Management Plan	Ongoing	
24	Resource Use	Increase food waste prevention and diversion programs and projects including food labels, infrastructure, ordinances and incentives, food rescue supported by increased staff capacity.	Waste Prevention staff position created	Solid Waste Management		\$200,000	
				Office of Environmental Policy and Sustainability, Community and Economic Development Services, Tacoma PC Health Dept, Pierce Co., Dept of Ecology, other community partners	Sustainable Materials Management Plan	Ongoing	

#	STRATEGY FOR A BETTER TACOMA	ACTION	2024 OUTPUT	LEAD DEPT	COUNCIL PRIORITY	CITY COST ESTIMATE	LOCAL ECONOMY & JOBS (\$) / ADAPTATION (🌱) / EQUITY (👤)
				SUPPORTING DEPT/ KEY PARTNERS	TIES TO OTHER PLANS, POLICIES	ONE-TIME OR ONGOING ANNUAL COST	
24	Resource Use	Develop program to ban food waste from garbage.	Ban established; enforcement plan effective & equitable	Solid Waste Management		\$100,000	
				Office of Environmental Policy and Sustainability	Sustainable Materials Management Plan	One-time	
27	Resource Use	Support industrial symbiosis through creation of online market exchange, convening of industrial stakeholders, and conducting outreach to businesses.	50 businesses registered on platform and 200 exchanges occurred	Solid Waste Management, Office of Environmental Policy and Sustainability	Livable Wage Jobs	<\$100,000	\$
				Community and Economic Development	Community and Economic Development Strategy	Ongoing	
28	Resource Use	Reduce construction and demolition waste stream by: a.) Require recycling of recoverable C&D materials when market capacity is established. Actively seek out opportunities and partnerships. b. Establish deconstruction requirements as part of the demolition permit process.	Lbs of salvaged materials	Planning & Development Services	Livable Wage Jobs	<\$100,000	\$
				Solid Waste Mgmt, Code Enforcement, Pierce County, LRI	Sustainable Materials Management Plan	One-time	


#	STRATEGY FOR A BETTER TACOMA	ACTION	2024 OUTPUT	LEAD DEPT	COUNCIL PRIORITY	CITY COST ESTIMATE	LOCAL ECONOMY & JOBS (\$)/ADAPTATION (🌱)/EQUITY (⚖️)
				SUPPORTING DEPT/KEY PARTNERS	TIES TO OTHER PLANS, POLICIES	ONE-TIME OR ONGOING ANNUAL COST	
29	Resource Use	Enhance safe strategies for diverting high GHG impact reusable and recyclable materials from the waste stream at the Tacoma Recycling and Transfer Center.	Lbs of GHG from pulled/diverted materials	Solid Waste Mgmt	Operational Effectiveness	<\$100,000	
					Sustainable Materials Management Plan	Ongoing	

GOVERNANCE AND ENGAGEMENT


Governance and engagement are the single most important effort to ensuring Tacoma’s net zero pathway actions are implemented. The City will need to engage its own staff, residents, businesses, neighbors, visitors, and other levels of government to provide guidance on and be part of the uptake of its net zero actions. Effectiveness and equity in implementation will depend on promoting participatory and empowering approaches to climate action.

1	Together	Ensure all climate action related stakeholder groups and community engagement efforts are inclusive of the communities most impacted by the climate crisis.	Relationships prioritized so recruitment is easy	Office of Environmental Policy and Sustainability	Belief and Trust	<\$100,000	
				Sustainable Tacoma Commission, other community partners		Ongoing	
4	Together	Provide community and youth-serving organizations and climate justice leaders with education, tools, materials, compensation, professional development, and technical assistance to effectively engage and share their expertise.	Ongoing relationships nurtured and stipends provided for expertise	Office of Environmental Policy and Sustainability	Belief and Trust	<\$100,000	
				Media and Communications Office, other community partners		Ongoing	

#	STRATEGY FOR A BETTER TACOMA	ACTION	2024 OUTPUT	LEAD DEPT	COUNCIL PRIORITY	CITY COST ESTIMATE	LOCAL ECONOMY & JOBS (\$) / ADAPTATION (🌳) / EQUITY (⚖️)
				SUPPORTING DEPT/ KEY PARTNERS	TIES TO OTHER PLANS, POLICIES	ONE-TIME OR ONGOING ANNUAL COST	
5	Together	Increase countywide, regional, statewide and federal policy coordination and advocacy on climate work.	Identify and prioritize opportunities for active statewide leadership on local climate solutions Adopted Comprehensive Plan update that aligns with Vision 2050 Multicounty Planning Policies Countywide planning policies that support GHG reduction, climate adaptation, population and employment growth near transit, and focus housing and employment in existing urban areas.	City Manager's Office	Livable Wage Jobs, Health	<\$100,000	
				Tacoma Public Utilities, Office of Environmental Policy and Sustainability	Council Legislative Manual	Ongoing - but minimal additional costs	

#	STRATEGY FOR A BETTER TACOMA	ACTION	2024 OUTPUT	LEAD DEPT	COUNCIL PRIORITY	CITY COST ESTIMATE	LOCAL ECONOMY & JOBS (\$)/ ADAPTATION (🌳)/ EQUITY (⚖️)
				SUPPORTING DEPT/ KEY PARTNERS	TIES TO OTHER PLANS, POLICIES	ONE-TIME OR ONGOING ANNUAL COST	
7	Together	Continue to support climate adaptation stakeholder team by collaborating with other agencies and institutions to tackle cross-jurisdictional information needs and adaptation opportunities. Continue to engage in and support regional efforts within the Puyallup River watershed basin to consider river management related to floods, sediment, agriculture, and infrastructure protection.	Convene County-wide adaptation group quarterly.	Office of Environmental Policy and Sustainability	Access to infrastructure, community safety	<\$100,000	
				Environmental Services, Public Works, Environmental Services, Planning & Development Services, Emergency Management, Tacoma Public Utilities, Puyallup Tribe, Port of Tacoma, BNSF Railway, Tacoma Pierce County Health Department, Metro Parks, and other property owners	Climate Adaptation Strategy (draft)	Ongoing - but minimal additional costs	





#	STRATEGY FOR A BETTER TACOMA	ACTION	2024 OUTPUT	LEAD DEPT	COUNCIL PRIORITY	CITY COST ESTIMATE	LOCAL ECONOMY & JOBS (\$)/ADAPTATION (G)/EQUITY (A)
				SUPPORTING DEPT/KEY PARTNERS	TIES TO OTHER PLANS, POLICIES	ONE-TIME OR ONGOING ANNUAL COST	
30a	Resource Use	Seek opportunities to eliminate fossil fuel reliance where solutions are available and meet business needs in all agreements and contracts entered into by the City.	a) Contracts and agreements amended where cost effective for carbon reduction and business practicable	Finance Department, Tacoma Employee Retirement Services	Health, Operational Effectiveness	<\$100,000	
			b) Annual analysis report of retirement investment fossil fuel holdings and investment focus and advocacy to include evaluation of Environmental, Social and Governance (ESG) consistent with City's fiduciary responsibilities	Office of Environmental Policy and Sustainability, Environmental Services, Public Works, Tacoma Venues and Events, Tacoma Public Utilities	City-wide Contracts, Retirement Board, Sustainable Purchasing Policy	Ongoing - but minimal additional costs	
31	Resource Use	Develop a GHG & climate impact analysis for incorporation into budget, capital, and work plans at the departmental level.	Department Resource Conservation & Climate Plans developed and implemented	Office of Environmental Policy and Sustainability	Operational Effectiveness, Organizational Culture	<\$100,000	
			Formal processes for considering climate change in projects and budgets developed and active	Office of Management and Budget, PDS		Ongoing - but minimal additional costs	

#	STRATEGY FOR A BETTER TACOMA	ACTION	2024 OUTPUT	LEAD DEPT	COUNCIL PRIORITY	CITY COST ESTIMATE	LOCAL ECONOMY & JOBS (\$) / ADAPTATION (🌳) / EQUITY (⚖️)
				SUPPORTING DEPT/ KEY PARTNERS	TIES TO OTHER PLANS, POLICIES	ONE-TIME OR ONGOING ANNUAL COST	
43	Prepared	Co-create communications with the city, county, and frontline communities around climate events and health, access to emergency resources and warnings, and training and materials to prepare for emergency events and health impacts while reducing access and participation barriers.	Coordinated communication plan developed with active frontline engagement	Media and Communications Office, Emergency Management, Tacoma-Pierce Co. Health Dept., Puyallup Tribe	Belief and Trust	<\$100,000	 
				Office of Environmental Policy and Sustainability, other community partners		One-time	

GREEN ECONOMY

Supporting the city’s transition to a green economy will allow Tacoma to prosper, and attract new businesses and innovation. A key area for this is in the industrial sector, which accounted for **30%** of Tacoma’s 2019 emissions. For a just green economic transition we need to support those transitioning out of fossil fuel jobs and focus on recruiting and retaining frontline community members to new skilled, living-wage, green jobs.

26	Resource Use	Provide green businesses with recognition and technical support for their participation in the Envirostar program and other similar efforts.	Envirostar businesses doubled	Utilities, Office of Environmental Policy and Sustainability	Livable Wage Jobs	<\$100,000	
				Community and Economic Development Department, WA Ecology Lean & Green Impact WA		Community and Economic Development Strategy	

#	STRATEGY FOR A BETTER TACOMA	ACTION	2024 OUTPUT	LEAD DEPT	COUNCIL PRIORITY	CITY COST ESTIMATE	LOCAL ECONOMY & JOBS (\$) / ADAPTATION (G)/ EQUITY (A)
				SUPPORTING DEPT/ KEY PARTNERS	TIES TO OTHER PLANS, POLICIES	ONE-TIME OR ONGOING ANNUAL COST	
30b	Resource Use	Incorporate green & equity elements into land development RFP/RFBs.	All new agreements incorporate sustainability elements	Community and Economic Development Department	Livable Wage Jobs	<\$100,000	
						ongoing	
33	Opportunities	Research and partner with existing training programs (higher education, R&D, workforce training) to increase opportunities; reskilling, upskilling.	2 new or expanded training and development programs active	Community and Economic Development	Livable Wage Jobs	<\$100,000	 
			2/3 of those enrolled are frontline community members	University of Washington Tacoma, Tech & Community Colleges, Workforce Central, other community partners	Community and Economic Development Strategy	Ongoing	
35	Opportunities	Amend green jobs tax credit to potentially include change in credit amount and industries or types of work and workers eligible.	Tax credit amended	Community and Economic Development	Livable Wage Jobs	<\$100,000	
			Profiled in Community and Economic Development materials	Finance Department	Community and Economic Development 2A.1	ongoing	

#	STRATEGY FOR A BETTER TACOMA	ACTION	2024 OUTPUT	LEAD DEPT	COUNCIL PRIORITY	CITY COST ESTIMATE	LOCAL ECONOMY & JOBS (\$)/ADAPTATION (🌱)/EQUITY (⚖️)
				SUPPORTING DEPT/KEY PARTNERS	TIES TO OTHER PLANS, POLICIES	ONE-TIME OR ONGOING ANNUAL COST	
36	Opportunities	Conduct zoning and development standard review for industrial lands to promote clean and green industrial development and to ensure consistency of industrial uses with standards for public health and environmental protection.	Tideflats Subarea plan adopted and scope of work and funding approved for South Tacoma Manufacturing and Industrial Center plan.	Planning & Development Services	Livable Wage Jobs	<\$100,000	
				Community and Economic Development, Tacoma Power	Community and Economic Development Strategy		
37	Opportunities	Complete a Green Economy Study.. The study will define green manufacturing and other types of businesses/industries that are involved in the Green Economy; identify specific high wage positions, compensation and education/skill requirements, research & development and innovation opportunities, factors that will support the growth and development of the Green Economy, site selection conditions as well as Tacoma's and the region's competitive advantages; and pinpoint key business/industrial expansion and recruitment targets. Sectors for evaluation could include marine related industries, clean fuels, green building materials, and clean material markets.	Green Economy study completed and an implementation plan developed Marketing materials developed and outreach conducted to expand and attract green economy companies to Tacoma	Community and Economic Development	Livable Wage Jobs	\$250,000	
				Tacoma Public Utilities, Economic Development Board, Tacoma Maritime Innovation Incubator	Community and Economic Development Strategy	One-time	

#	STRATEGY FOR A BETTER TACOMA	ACTION	2024 OUTPUT	LEAD DEPT	COUNCIL PRIORITY	CITY COST ESTIMATE	LOCAL ECONOMY & JOBS (\$)/ADAPTATION (G)/EQUITY (A)
				SUPPORTING DEPT/KEY PARTNERS	TIES TO OTHER PLANS, POLICIES	ONE-TIME OR ONGOING ANNUAL COST	
38	Opportunities	<p>Designate or hire Green Economy Specialist to coordinate green economy actions and support partners and businesses.</p> <p>Increase knowledge, tools & capacity among City business liaison staff regarding W green resources.</p>	Green Economy Specialist active	Community and Economic Development	Livable Wage Jobs	\$150,000	
				Office of Environmental Policy and Sustainability, Utilities	Community and Economic Development Strategy	Ongoing	