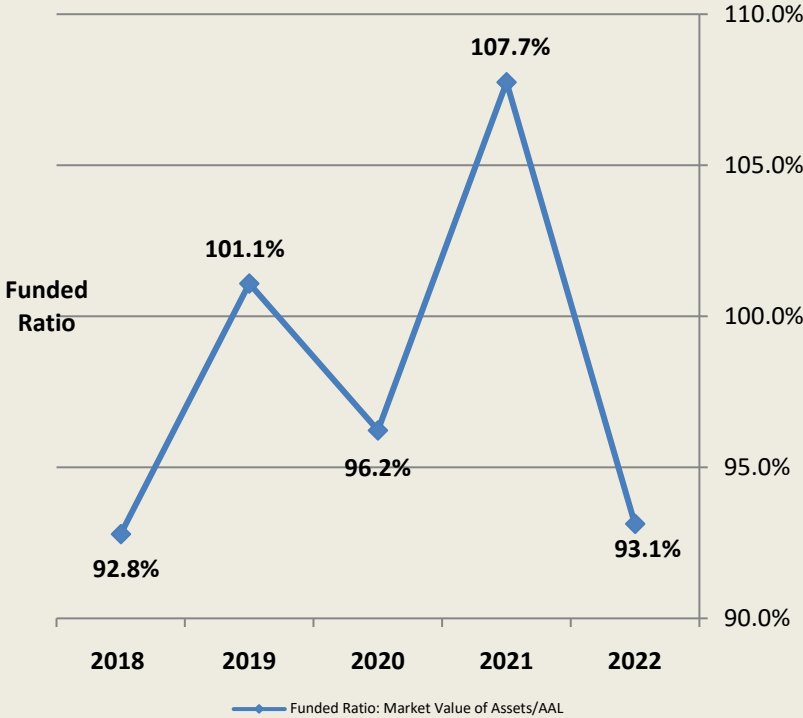


TERS Dashboard

TERS FUNDED RATIO



KEY STATISTICS

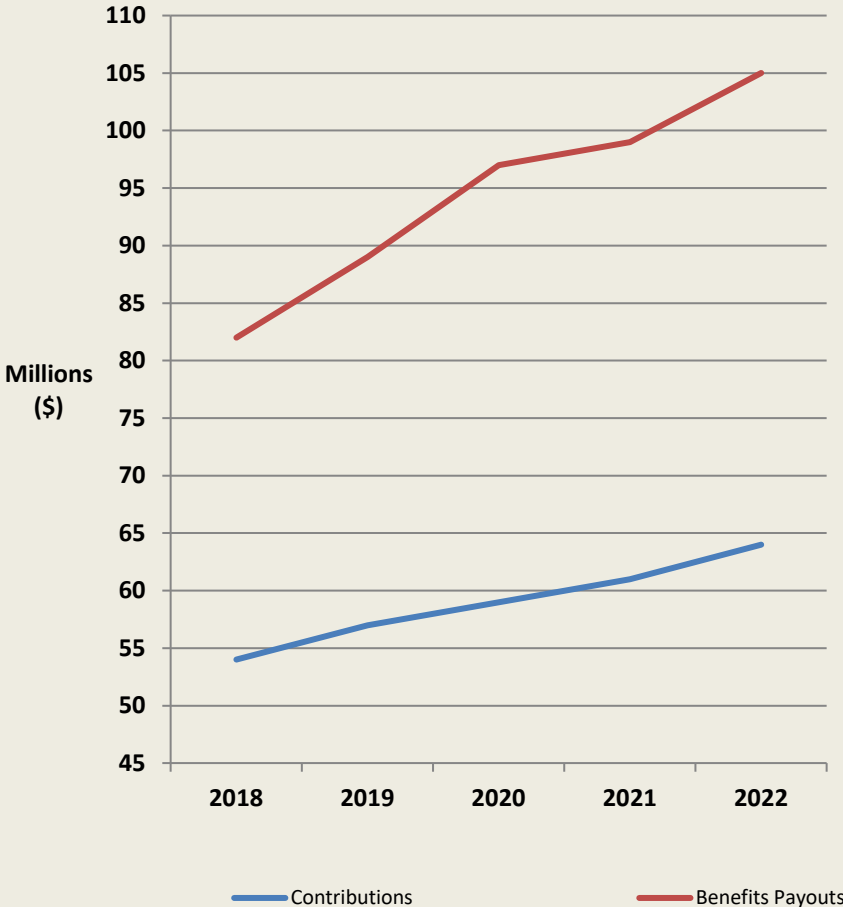
Actuarial Assumptions	1/1/2022 <u>Valuation</u>
Expected Rate of Return	6.75%
Wage Inflation	3.25%
Price Inflation	2.50%
Interest Crediting Rate	6.13%
Normal Cost (as a percent of pay)	19.03%

	2018	2019	2020	2021	2022
Fair Value of Assets (\$billions)	1.635	1.876	1.916	2.226	2.004
AAL-actuarial accrued liability (\$billions)	1.762	1.856	1.991	2.066	2.152
Funded Ratio: Market Value of Assets/AAL	92.8%	101.1%	96.2%	107.7%	93.1%

TERS Dashboard

December 2022

Yearly Total Contributions & Benefit Payouts



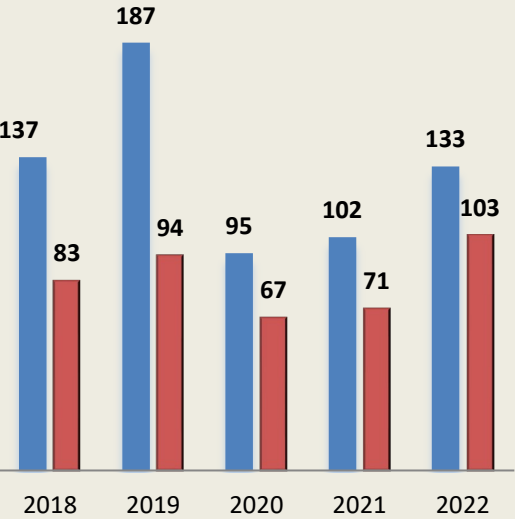
TERS Contribution Rates

Time Period	Total	Employer	Employee
1980-1996	19.33 %	10.44%	8.89%
1997-2000	16.7	9.02	7.68
2001-2008	14.0	7.56	6.44
2009	16.0	8.64	7.36
2010	18.0	9.72	8.28
2011	19.0	10.26	8.74
2012 - 2017	20.0	10.80	9.20
2018 - present	21.0	11.34	9.66

TERS Dashboard

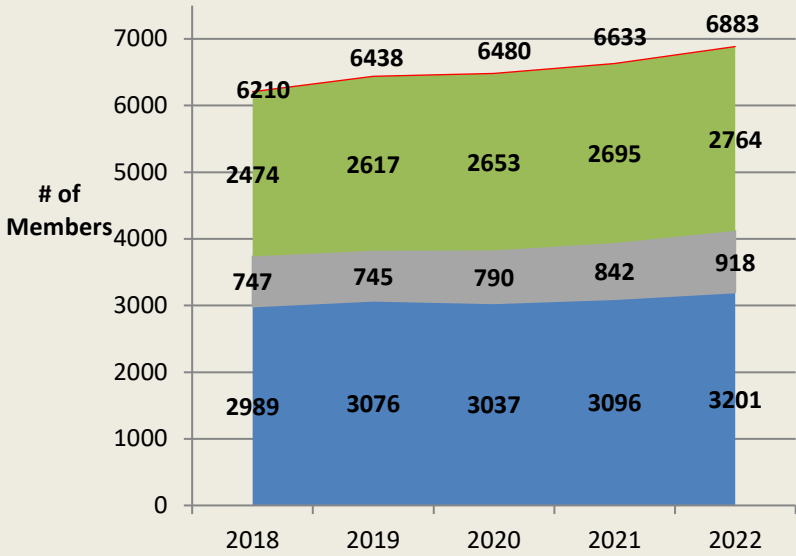
December 2022

Yearly Service Retirements & Contribution Withdrawals



■ Number of service retirements ■ Number of contribution withdrawals

TERS Members



■ Active Members ■ Separated Members ■ Retired Members ■ Total

Retirement Payments

Pension/Month	Percentile
\$6,823	95%
4,242	75%
2,772	Median
1,579	25%
848	5%

TERS Dashboard

December 2022

Annualized Net-of-Fee Returns ended December 31, 2022

Actual Asset Allocation as of December 31, 2022

	<u>1-Year</u>	<u>3-Year</u>	<u>5-Year</u>	<u>10-Year</u>
TERS Portfolio	-8.02%	4.63%	5.31%	7.22%
Custom Benchmark	-12.77%	2.32%	4.08%	6.38%
Actuarial Assumed Rate of Return	6.75%			

	<u>\$ Millions</u>	<u>% Percent</u>
Global Equity	\$683.6	34.1%
Private Equity	323.0	16.1%
Fixed Income	639.4	31.9%
Real Estate	220.6	11.0%
Real Assets	129.1	6.5%
Cash	7.8	0.4%
Total	\$2,003.5	100.0%

TERS Dashboard

June 2022

Board Member Fiduciary Duties

Duty of loyalty – The obligation to act for the exclusive benefit of the plan participants and beneficiaries. The trustees must put the interest of all plan participants and beneficiaries above their own interests or those of any third parties. Regardless of their selection process, fiduciaries must be reminded that they do not represent a specific constituency or interest group.

Duty of care – The responsibility to administer the plan efficiently and properly. The duty of care includes consideration and monitoring of the financial sustainability of the plan design and funding practices.

Duty of prudence – The obligation to act prudently in exercising power or discretion over the interests that are the subject of the fiduciary relationship. The general standard is that a trustee should act in a way that a reasonable or prudent person acts in a similar situation or in the conduct of his or her own affairs.